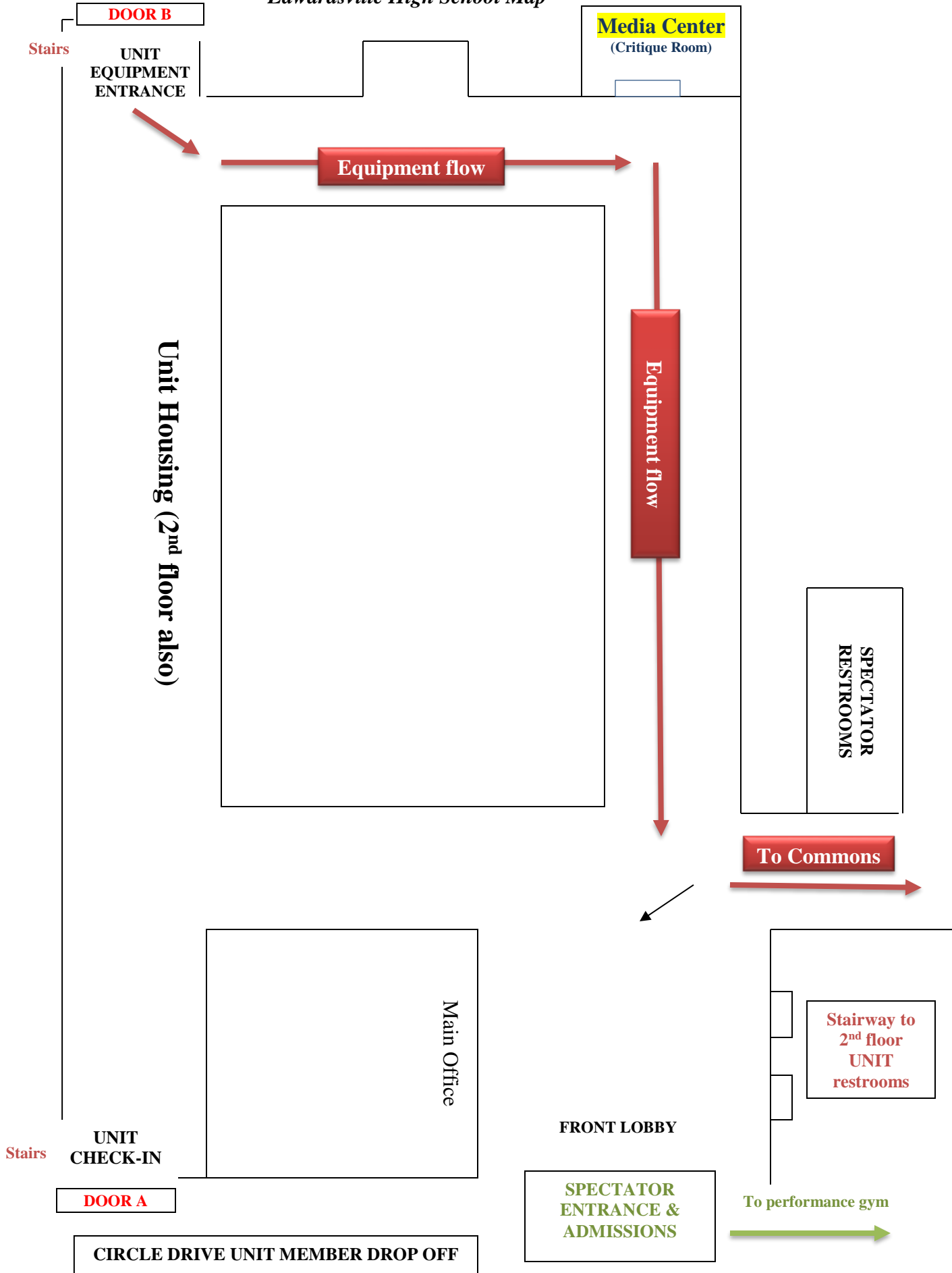


Edwardsville High School Map



Edwardsville High School Map

NORTH ▲

**2022 MCCGA Winter Guard
Unit Flow Chart**

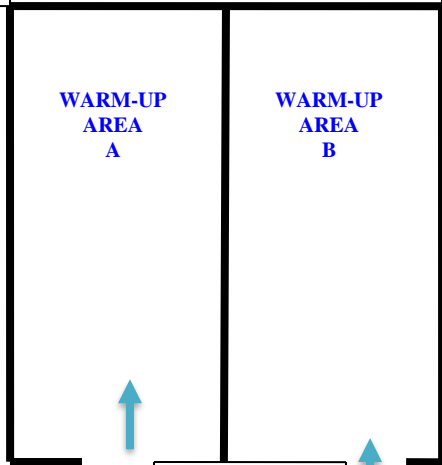
DIRECTIONS:
Units will check in at **DOOR A**. Your "housing area" is located on the 1st or 2nd floor. There are two sets of restrooms located on the 2nd floor for units to use.

Unit's equipment vehicles will park along the East side and in the back of the school. Equipment will enter the building at **DOOR B**.

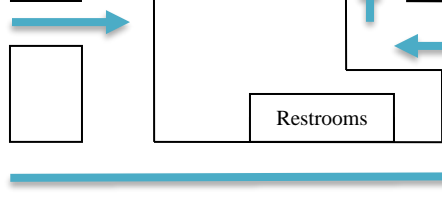
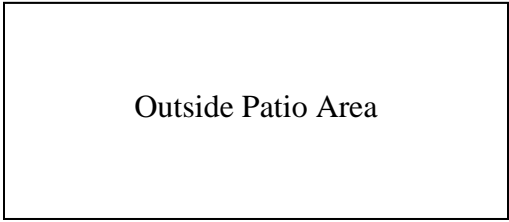
Warm-up – Units will follow the flow map & signs to access their designated warm-up areas. **Please do not head to warm-up prior to your specific time.** This will help reduce congestion in the traffic flow.

After performing – Units will exit the performance gym and travel to the tarp refolding areas. All guard equipment, plus props will exit down the hallway through **DOOR C, D, or E** to their support vehicles, whichever is most convenient.

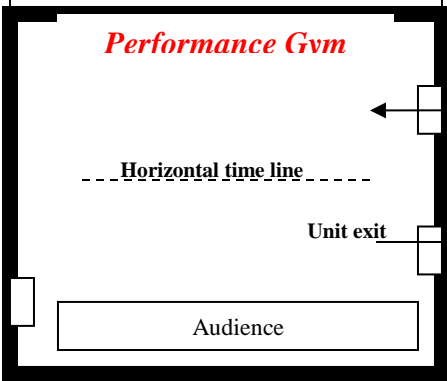
DOOR C



Tarp/Prop staging along east wall or in classroom hallways, please keep the areas around doors D and E clear



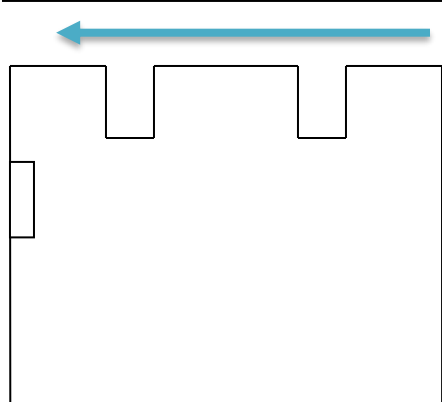
DOOR D



UNIT WARM UP LINE UP



Spectators to performance gym



DOOR E

