

Directions to Hillsboro High School

From Springfield, MO

- Interstate 44 East towards St. Louis, MO 158 miles
- Take Exit 239- St. Clair, MO -30 .2 miles
- Turn right onto MO-30 0.1 miles
- Turn left at stop sign to stay on MO-30 0.2 miles
- Turn right at stoplights onto East Gravois Ave (MO-30) 20.3 miles
- Turn right at stoplight onto MO-B 11.2 miles
- Turn left onto Business Route 21 1.3 miles
- Turn left (at 3rd stoplight) onto Leon Hall Pkwy 0.5 miles

From Columbia, MO

- Interstate 70 East towards St. Louis 81.0 miles
- Take exit #210-A I-64E/US-40/US-61S 25.5 miles
- Take exit #251 I-270/ Chicago/ Memphis onto I-270 S towards Memphis 10.4 miles
- Take exit #2 MO-21/ Tesson Ferry Road (stay on 4 lane MO-21 past MO-141) 22.5 miles
- Take ramp towards MO-A 0.3 miles
- Turn left onto MO-A toward Hillsboro/ Festus 0.2 miles
- Turn onto Business Route 21 0.9 miles
- Turn right (at first stoplight) onto Leon Hall Pkwy 0.5 miles

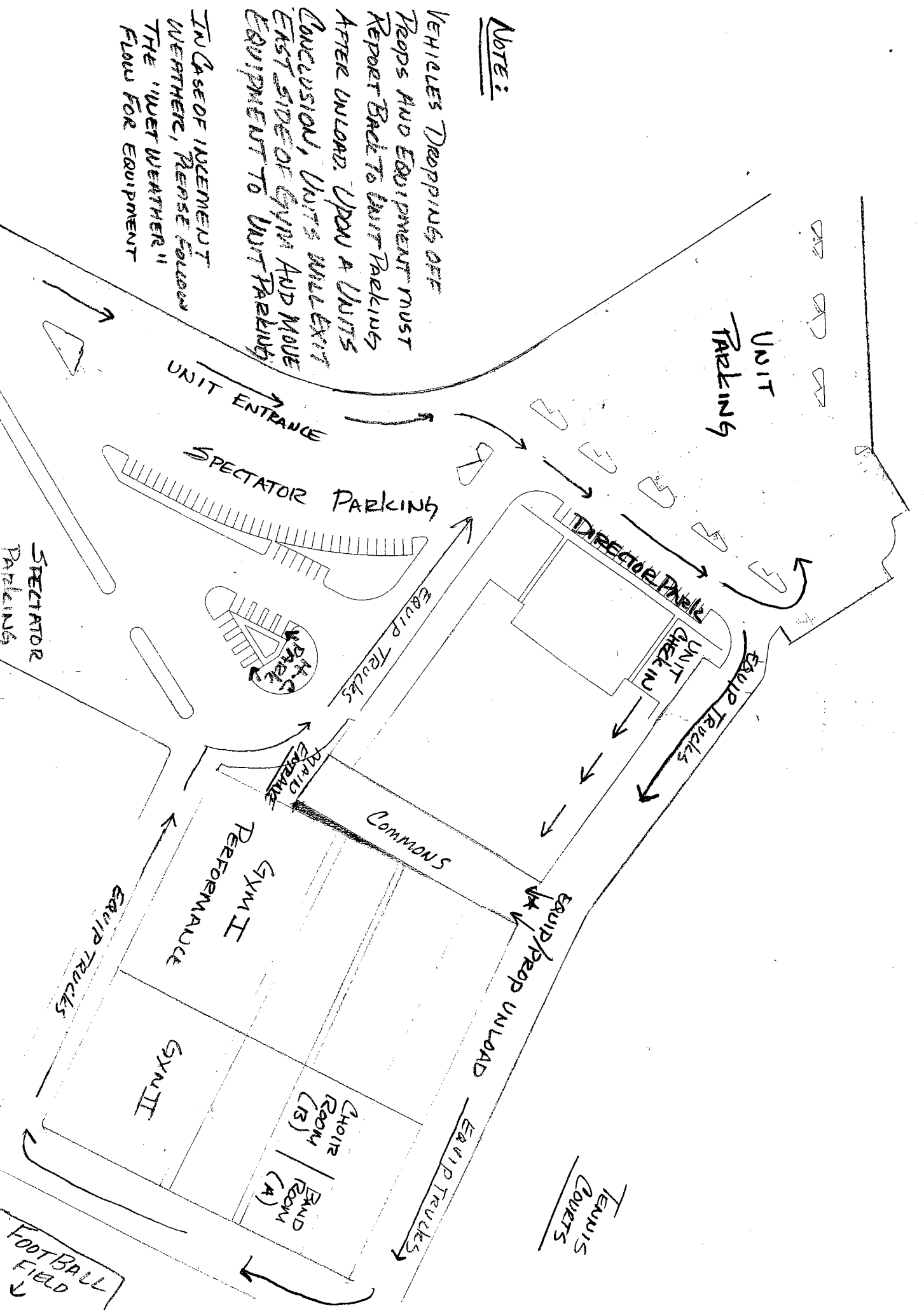
From St. Louis

- Take I-55 South 33.3 miles
- Take Exit #175 MO-A/ Festus/ Hillsboro 0.3 miles
- Turn right onto Veterans Blvd (MO-A) 9.1 miles
- Turn left onto Business Route 21 0.9 miles
- Turn right (at first stoplight) onto Leon Hall Pkwy 0.5 miles

From Cape Girardeau

- Take I-55 North towards St. Louis 80.3 miles
- Take exit #175 MO-A/ Festus/ Hillsboro 0.3 miles
- Turn left onto Veterans Blvd (MO-A) 9.4 miles
- Turn left onto Business Route 21 0.9 miles
- Turn right (at first stoplight) onto Leon Hall Pkwy 0.5 miles

Parking



NOTE:

VEHICLES DROPPING OFF
TRUCKS AND EQUIPMENT MUST
REPORT BACK TO UNIT PARKING
AFTER UNLOAD. UPON A UNIT'S
CONCLUSION, UNITS WILL EXIT
EAST SIDE OF GYM AND MOVE
EQUIPMENT TO UNIT PARKING.

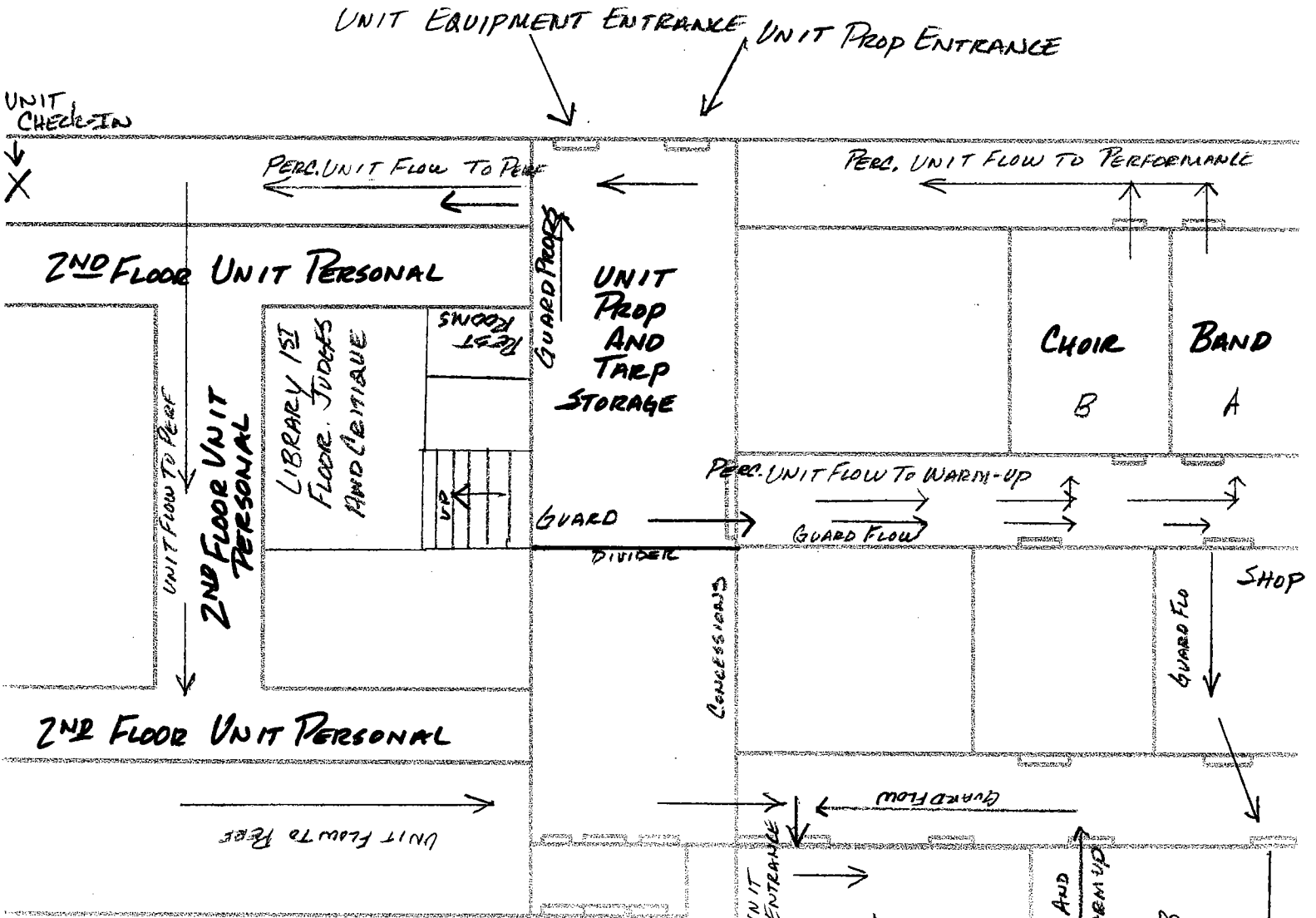
IN CASE OF INCLEMENT
WEATHER, REVERSE FOLLOW
THE "WET WEATHER"
FLOW FOR EQUIPMENT

GOOD WEATHER FLOW

WEST SIDE

← SOUTH

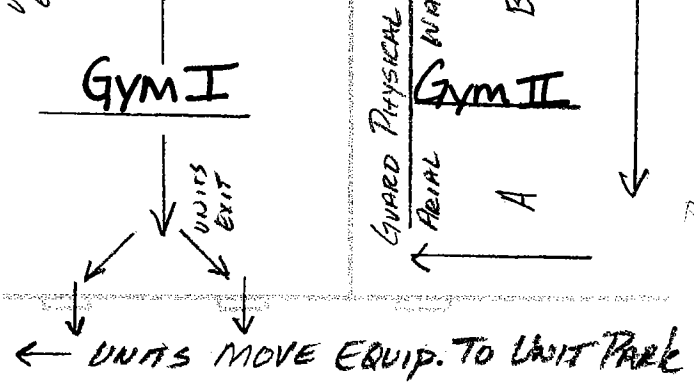
→ NORTH



NOTE: GUARD PROPS WILL FOLLOW PERC FLOW FROM SOUTH WEST SIDE OF COMMONS.

MAIN ENTRANCE SPECTATORS

EAST SIDE



WET WEATHER FLOW

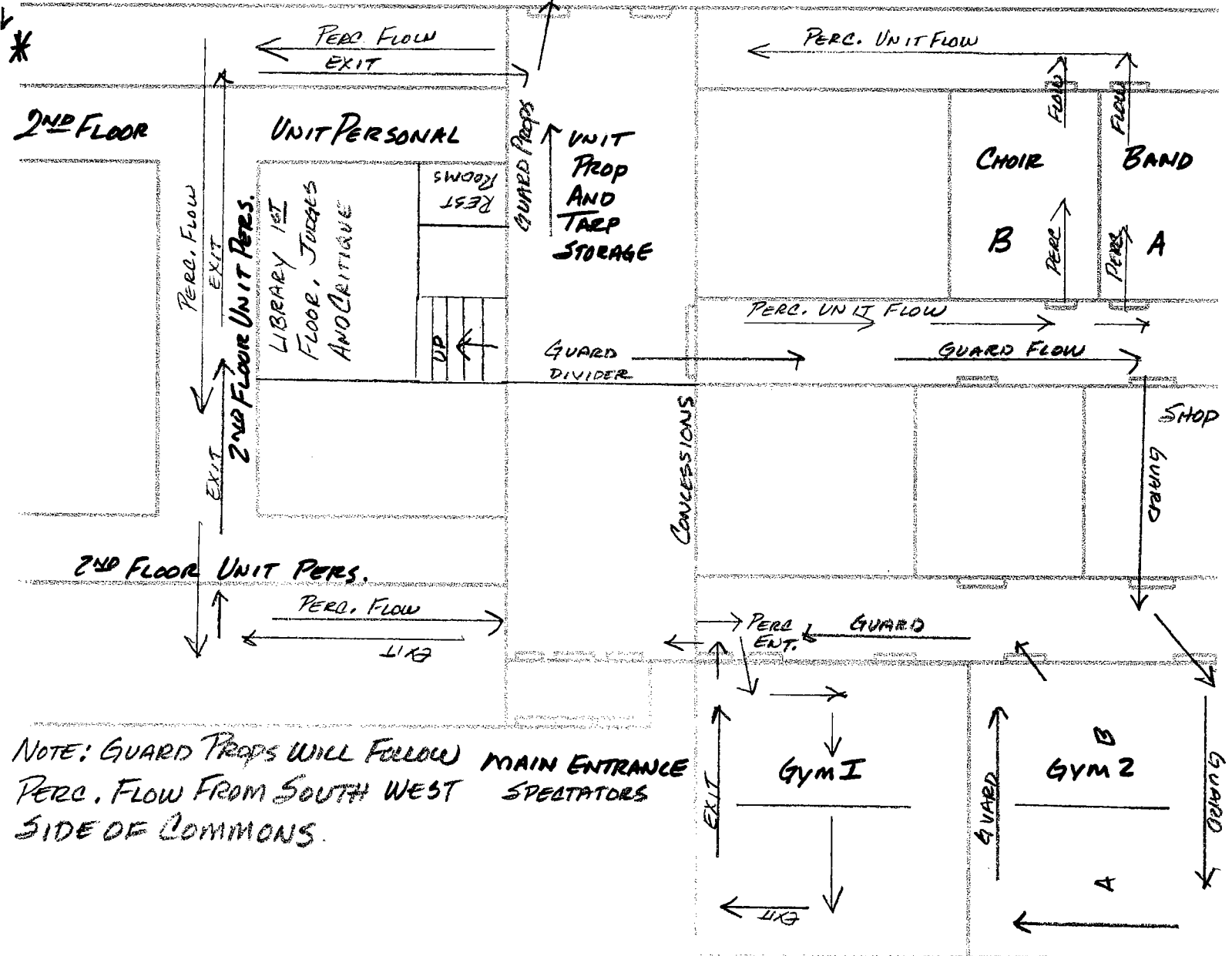
WEST SIDE

← SOUTH

→ NORTH

UNIT EQUIPMENT AND PROP ENTRANCE

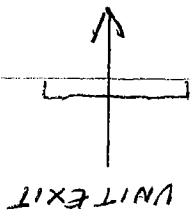
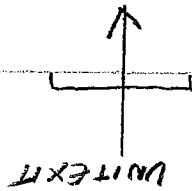
UNIT CHECK-IN



NOTE: GUARD PROPS WILL FOLLOW MAIN ENTRANCE SPECTATORS SIDE OF COMMONS. PERC. FLOW FROM SOUTH WEST

EAST SIDE


ANNOUNCER AND P.A.



VERTICAL TIME LINE



10'



90'



PER. UNIT
ENTRANCE



GUARD
ENTRANCE



AUDIENCE